

Unterrichten aus der Ferne

Kopiervorlagen im praktischen Soforthilfe-Set

Stand: 01/2021



Unterrichtshelfer sparen Zeit und unterstützen Lernende wie Lehrende – vor allem in Fernlernsituationen.

Die hier ausgewählten Arbeitsblätter zu *Work with English* 5th ed. – Allgemeine Ausgabe stehen Ihnen natürlich auch als Online Version (mit Download für die Offlinenutzung) über den Unterrichtsmanager Plus unter der ISBN 978-3-06-452198-8 zur Verfügung. Der Vorteil: Die Lösungen zu den Aufgaben sind im Unterrichtsmanager Plus enthalten.

Viel Erfolg beim Unterricht aus der Ferne.

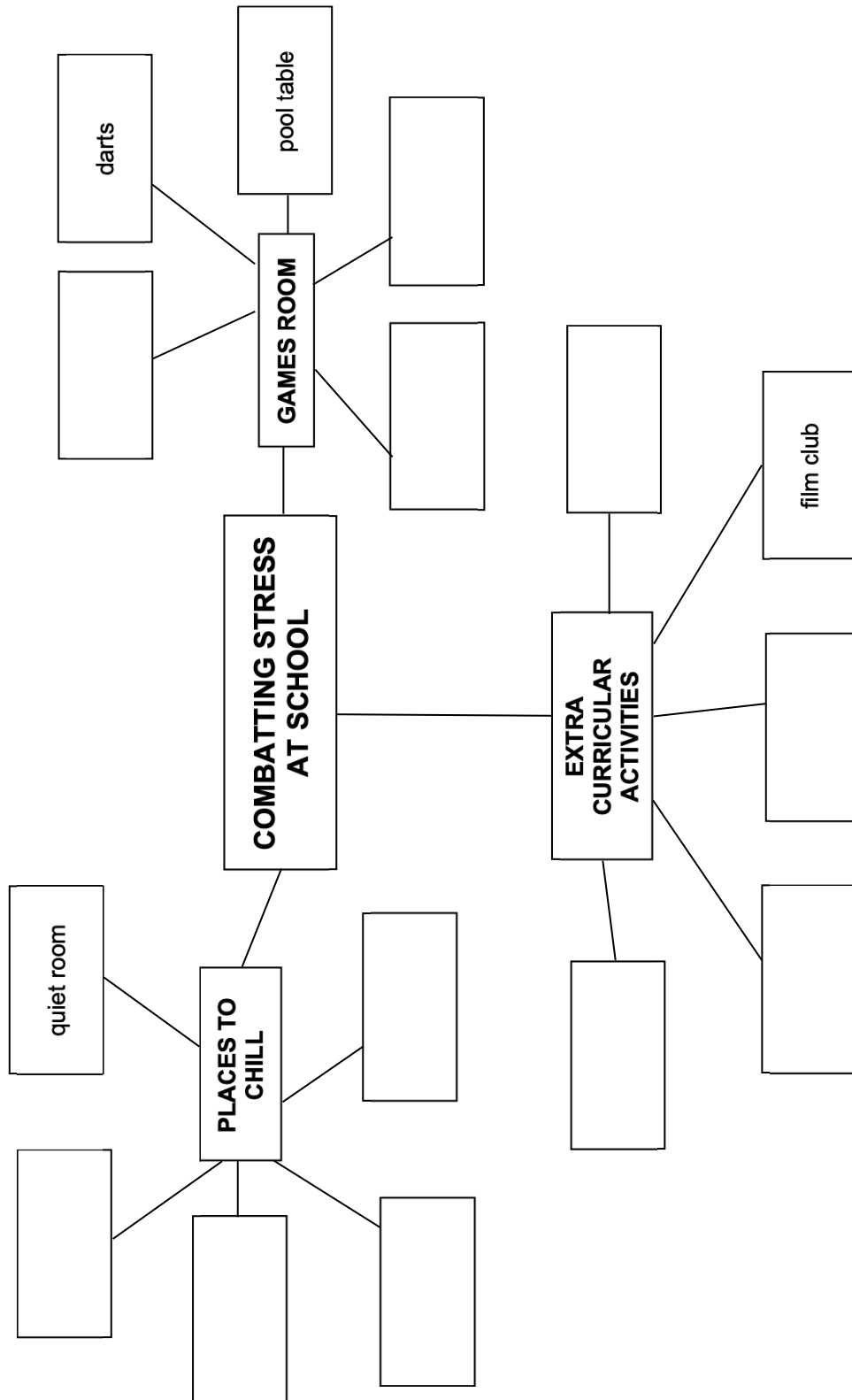
Cornelsen

Potenziale entfalten

Brainstorming ideas – Combatting stress at school

Unit 4, Teamwork, Task 3

Complete the mind map with ideas about how to combat stress at your school.

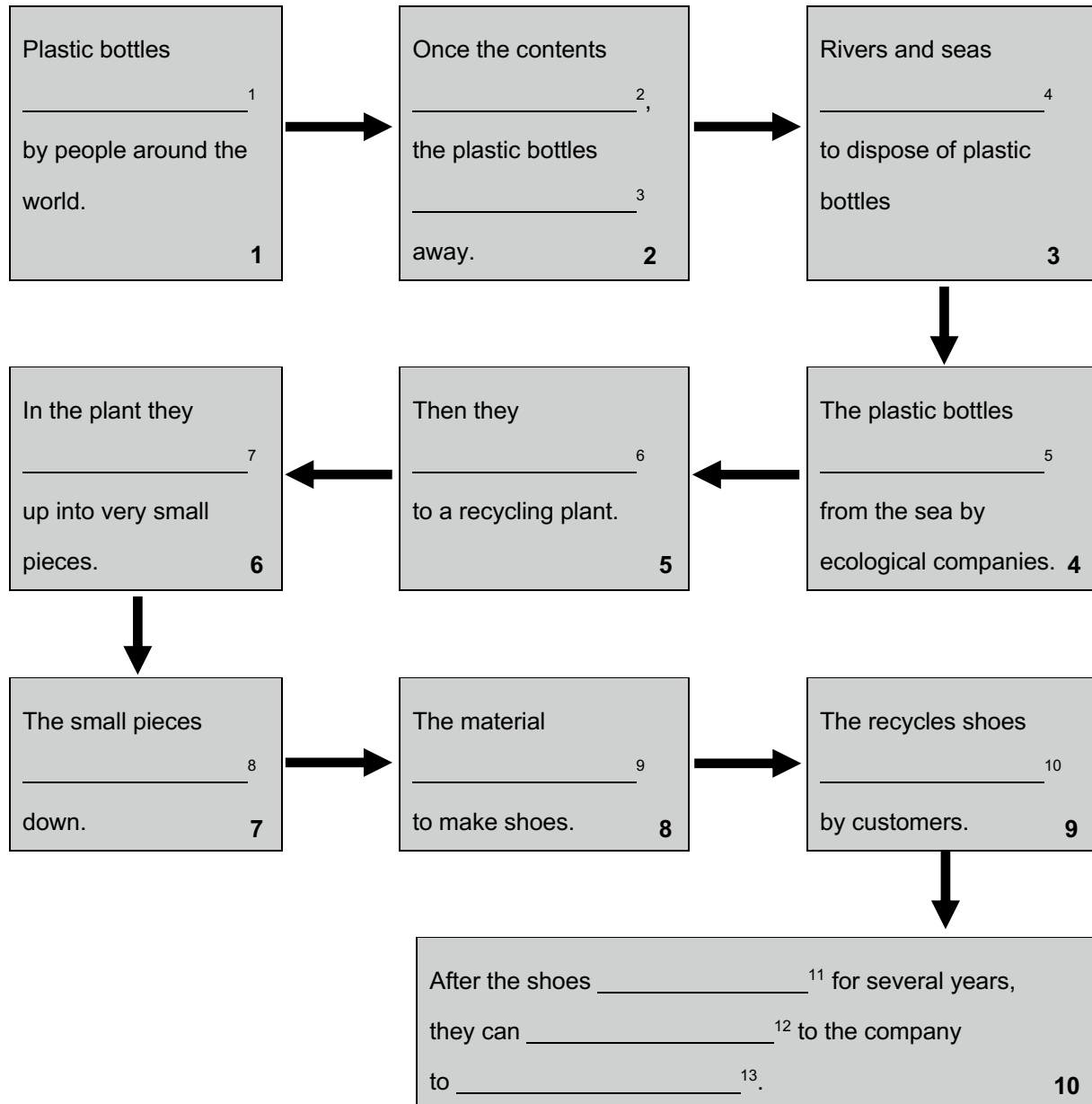


The passive

Unit 5, Section B, Task 5B

Fill in the flow chart below with one of the verbs in the passive form in the list below.

are bought ■ are bought ■ are chopped ■ are collected ■ are melted ■ are taken ■ are thrown ■
are used ■ be recycled ■ be returned ■ have been drunk ■ have been worn ■ is used



Key

- 1 are bought
- 2 have been drunk
- 3 are thrown
- 4 are used
- 5 are collected
- 6 are taken
- 7 are chopped
- 8 are melted
- 9 is used
- 10 are bought
- 11 have been worn
- 12 be returned
- 13 be recycled

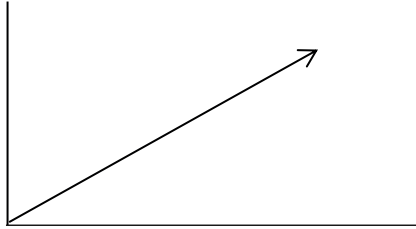
How to describe graphs

A Find opposites and make a list.


steadily ■ quickly ■ to decrease ■ y-axis ■ to fall ■ slightly ■ to increase ■ to change ■
to rise ■ slowly ■ x-axis ■ rapidly ■ to remain unchanged ■ a lot

steadily ↔ rapidly

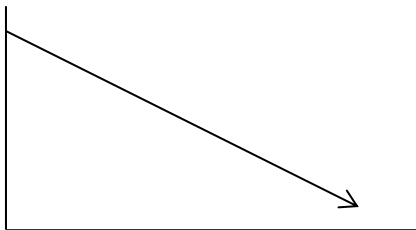
B Use some of the words in task A to describe each graph in one sentence. Can you find more words to describe them?




1 _____



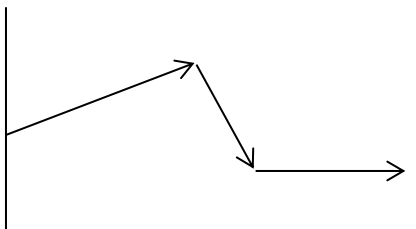
2 _____



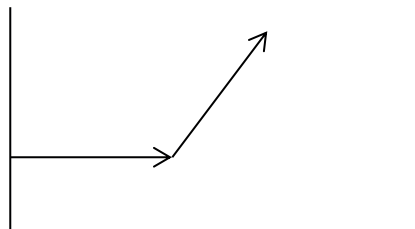
3 _____



4 _____



5 _____



6 _____

Key

A

steadily ↔ *rapidly*, to decrease / to fall ↔ to increase / to rise, y-axis ↔ x-axis, a lot ↔ slightly, to change ↔ to remain unchanged

B

Lösungsvorschläge

- 1 The graph rises / increases steadily.
- 2 The graph remains unchanged.
- 3 The graph falls / decreases steadily.
- 4 The graph decreases / falls steadily, then more rapidly / quickly and then it decreases / falls more steadily again.
- 5 The graph rises / increases steadily, then it decreases/falls rapidly / quickly and after that it levels off.
- 6 The graph remains unchanged at first until it rises / increases quickly / rapidly.

Writing a statement

Unit 6, Section B, Task 6

Write a statement of 100 words for your online leisure group about livestreaming. Mention the following aspects in your comment. Make sure you give your opinion of livestreaming.

- different ways of using livestreaming
- the advantages of livestreaming
- the disadvantages of livestreaming
- reasons why people are against it

Entwerfen Sie als erste eine Mindmap, in dem Sie wichtige Ideen aus dem Text auf Seite 71 berücksichtigen. Fügen Sie dann Ihre eigenen Ideen hinzu.

Sie können dann folgendermaßen mit dem Schreiben beginnen:

Hello everyone! I've done some research into livestreaming and I've thought about how we can use it in our group. Here's what I've found out.

Vervollständigen Sie die nachfolgenden Absätze mit den Ideen, die unten stehen. (Hoffentlich befinden sie sich in Ihrer Mindmap.)

We can use livestreaming to ...

share parts or all of our lives online ■ communicate with friends ■
share skills in groups ■ connect with fans

There are several advantages to using livestreaming. People like it because ...

you can earn money if fans send gifts ■ nice to share your thoughts with friends ■
share tips ■ encourage each other ■ don't have to make a perfect video
■ you can have personal contact with your viewers

On the other hand, some people are against livestreaming. They say/think? ...

too easy to share more information than you want to ■
you could have problems with people who want to steal your personal information

Im Abschluss sollten Sie Ihre eigene Meinung angeben.

In my opinion, we should ...

This image shows a blank sheet of white paper with horizontal blue ruling lines. The lines are evenly spaced and run across the width of the page. There are no margins, text, or other markings on the paper.

Key

Lösungsvorschlag:

Hello everyone! I've done some research into livestreaming and I've thought about how we can use it in our group. Here's what I've found out.

We can use livestreaming to share parts of our lives online. Some people use it to share their whole lives online. Others use it to communicate with their friends or to share skills in groups. Musicians use it to connect with their fans.

There are several advantages to using livestreaming. People like it because you can earn money if you have fans who send you gifts. It can also be nice to share your thoughts with friends and to share tips and encourage each other. It's quite relaxed because you don't have to make a perfect video and you can have personal contact with your viewers.

On the other hand, some people are against livestreaming. They say that it makes it too easy to share more information than you want to. That means you could have problems with people who want to steal your personal information.

In my opinion, we should try livestreaming in our fitness group for a few weeks, to see if we like it.

Talking about Scotland

Fairy Pools	Wallace National Monument	flag of Scotland
Glennfinnan Viaduct	Whiskey distillery	Haggis
bagpipe	Scottish Highlands	Clyde Arc Glasgow



Shutterstock.com/orxy




Shutterstock.com/HearthlandArts



Shutterstock.com/andriano.cz



Shutterstock.com/rontav



Shutterstock.com/petereleven



Shutterstock.com/stockcreations



Shutterstock.com/anon_tae



Shutterstock.com/Kannuman



Shutterstock.com/David Woods

Using conditional sentences type 1

A Write conditional sentences type 1 about Paul using these situations and results.

check in online ■ get a better price ■ not be allowed on the plane ■
not go to the boarding gate now ■ pay extra ■ throw it in the bin

- 1 _____ if he buys his girlfriend perfume in the airport shop.
- 2 If _____ he will miss his flight.
- 3 If he packs a knife in his hand luggage, _____.
- 4 If Paul doesn't drink that bottle of water in his bag, the security officer _____.
- 5 If his suitcase is too heavy, _____.
- 6 Paul will save time if _____.

B Paul fährt demnächst auf Klassenfahrt nach Schottland. Was sagt seine Mutter vor der Reise zu ihm? Schreiben Sie die Ratschläge der Mutter auf.

- 1 Was passiert, wenn er ständig mit seinem Smartphone beschäftigt ist?
If you are busy with your smartphone all the time, you
- 2 Was passiert, wenn er zu viel Geld für Fastfood ausgibt?

- 3 Was passiert, wenn er sie nicht anruft?

- 4 Was passiert, wenn er abends zu spät ins Bett geht?

- 5 Was passiert, wenn er sich nicht an die Regeln hält?

Key

A

- 1 **He / Paul will get a better price** if he buys his girlfriend perfume in the airport shop.
- 2 **If he doesn't go to the boarding gate now**, he will miss his flight.
- 3 If he packs a knife in his hand luggage, **he will not be allowed on the plane**.
- 4 If Paul doesn't drink that bottle of water in his bag, the security officer **will throw it in the bin**.
- 5 If his suitcase is too heavy, he **will pay extra**.
- 6 He will save time if **he checks in online**.

B

Lösungsvorschläge

- 1 *If you are busy with your smartphone all the time, you won't see the sights.*
- 2 If you spend too much money on fast food, you'll run out of money soon.
- 3 If you don't call me, I'll be worried.
- 4 If you go to bed late, you'll be tired in the morning.
- 5 If you don't follow the rules, the teachers will send you back home.

Role-play – Asking permission

Unit 8, World of work, Task 4

Cut out the role cards below and decide with your partner which role you will take. Plan what you are going to say and write it in the gaps on the role card. Practise the dialogue a few times. Switch roles and practise the dialogue again.



Praktikant/in

Entschuldigen Sie sich für die Störung.

Fragen Sie etwas, z.B. ob Sie einen privaten Anruf im Büro machen dürfen?

Erklären Sie, dass es dringlich ist.

Reagieren Sie, z.B. indem Sie sich bedanken.

Vorgesetzte/r

Fragen Sie, worum es geht.

Reagieren Sie, z.B. indem Sie ihn/sie darum bitten, bis zur Pause zu warten.

Reagieren Sie, z.B. dass es in Ordnung geht, er/sie aber Rücksicht auf die Kolleginnen und Kollegen nehmen soll.

Reagieren Sie.

How to structure your letter of application

A Put the four parts of a covering letter into the correct order.

<p>A Motivation</p> <p>Why are you applying for this job? How can the company benefit from your skills? Show an interest in what the company is looking for.</p>	<input type="text"/>
<p>B Opening</p> <p>Where did you get the information about the job and/or company?</p>	<input type="text"/>
<p>C Closing</p> <p>Say when you are available for the job and for an interview. Say that you are looking forward to a positive reply.</p>	<input type="text"/>
<p>D Suitability¹</p> <p>Say why you are the best for this job. Describe your skills, qualifications and work experience.</p>	<input type="text"/>

¹ suitability Eignung

B Match the following sentences to the four parts in task A.

<p>I am currently attending ... (<i>name of school</i>) in ... I wish to work abroad because ...</p>	<input type="text"/>
<p>I am available for a phone / skype interview at any time.</p>	<input type="text"/>
<p>I am enthusiastic, hard-working and I can use my ... (<i>skills</i>) in this position.</p>	<input type="text"/>
<p>With great interest I read your advertisement for ... (<i>position</i>) on your website.</p>	<input type="text"/>

C Now write your own covering letter to get the job at the India Charity Foundation.

Dear Mr Kumar
With great interest ...
...

Key

A

<p>A Motivation</p> <p>Why are you applying for this job? How can the company benefit from your skills? Show an interest in what the company is looking for.</p>	2
<p>B Opening</p> <p>Where did you get the information about the job and company?</p>	1
<p>C Closing</p> <p>Say when you are available for the job and for an interview. Say that you are looking forward to a positive reply.</p>	4
<p>D Suitability¹</p> <p>Say why you are the best for this job. Describe your skills, qualifications and work experience.</p>	3

B

<p>I am currently attending ... (<i>name of school</i>) in ... I wish to work abroad because ...</p>	A
<p>I am available for a phone / skype interview at any time.</p>	C
<p>I am enthusiastic, hard-working and I can use my ... (<i>skills</i>) in this position.</p>	D
<p>With great interest I read your advertisement for ... (<i>position</i>) on your website.</p>	B

C

individuelle Lösungen

Organize a trip to Australia

Unit 9, Section C, Task 5A

You and a friend have organized a Working Holiday Visa for Australia. You don't know yet where you will work, but you want to prepare your trip.

You want to visit at least two places while you are there. Discuss your ideas with your partner and agree on two places you want to visit. Look at the map of Australia (and at the photos in File 3 on page 210 of your Student's Book) to help you come up with some ideas.



Shutterstock/Moloko88

Role-play – A job interview

Unit 9, World of work, Task 3

Cut out the role cards below and decide with your partner which role you will take. Plan what you are going to say and write it in the gaps on the role card. Practise the dialogue a few times. Switch roles and practise the dialogue again.



You are Mr Kumar, the representative of the Indian Charity Foundation. You interview an applicant for the job as volunteer.

Begrüßen Sie den/die Bewerber/in und fragen Sie, weshalb er/sie sich als Freiwillige/r bewirbt.

Fragen Sie nach schulischen und beruflichen Erfahrungen.

Fragen Sie nach Stärken und eventuellen Schwächen.

Fragen Sie nach Hobbys.

Fragen Sie, ob es noch offene Fragen gibt.

Reagieren Sie auf die Fragen.

Beenden Sie das Gespräch.

You attend an interview with Mr Kumar of the Indian Charity Foundation. The interview is in English.

Sie begrüßen Herrn Kumar ebenfalls und nennen ihm die Gründe, weshalb Sie sich bewerben.

Erzählen Sie ihm von Ihren schulischen und beruflichen Erfahrungen (Schulfächer, Praktika usw.).

Antworten Sie.

Antworten Sie.

Stellen Sie Fragen an Herrn Kumar.

Danken Sie Herrn Kumar.

Creating an acrostic¹

To create an acrostic, follow these steps:

STEP 1: Brainstorm words or phrases that describe the three vertically (↓) arranged words.

STEP 2: Place your ideas on the lines that begin with the same letters. Look at the word 'language' as an example and add your own words for all three words.

STEP 3: Fill in the rest of the lines to create your own acrostic.

W

O

R

L

D

Local language

Australian English

Native speaker

Group

Unsociable

Around the world

Gaming

Essential

E

N

G

L

I

S

H

Create your own acrostic for
'language' here.

L

A

N

G

U

A

G

E

¹ An acrostic is a type of poem, word puzzle or text where the first letters of each word spell out another word.

Filling in an order

Unit 14, World of Work, Task 3



You work in the call centre of a well-known fashion retail company. A customer calls and wants you to take an order. Fill in all the details in the form.

Customer details				
Surname:			First name:	
Address				
Street:				
Town/City:				
Post code:				
Email:				
Order				
Item	Colour	Size	Number	Price
Packaging and postage	express delivery	<input type="checkbox"/> yes <input type="checkbox"/> no	-	
Total sum:				
Method of payment:	<input type="checkbox"/> VISA <input type="checkbox"/> MASTERCARD	card number	expiry date	security code

Key

Customer details				
Surname:	Turnbull	First name:	Jonathan	
Address				
Street:	22 St Albans Street			
Town/City:	Taunton			
Post code:	TA1 1BJ			
Email:	JT1995@network.co.uk			
Order				
Item	Colour	Size	Number	Price
Men's shirt	blue	M	1	£ 25
Women's evening dress	black	12	1	£ 34
Men's jeans	black	32	1	£ 32
Packaging and postage	express delivery	<input checked="" type="checkbox"/> yes <input type="checkbox"/> no	-	£ 16.90
Total sum:				£ 107.90
Method of payment:	<input checked="" type="checkbox"/> VISA <input type="checkbox"/> MASTERCARD	card number 6543 7572 0000 8989	expiry date 12/21	security code 323