

Der Fredo-Geburtstagskalender



Ob als Kette an der Wand oder einzeln an die Tür geklebt, mit den *Fredo*-Wimpeln zum Ausdrucken und Ausschneiden haben Sie und Ihre Klasse alle Geburtstage im Blick.




Cornelsen

Potenziale entfalten

Februar



Januar





Juni



Mai





A large, blank sheet of paper with four horizontal green lines, pinned to the wall with a single clip on the right side.



© Cornelsen/Martina Theissen

Juli

A large, blank sheet of paper with four horizontal blue lines, pinned to the wall with two blue clips on the top corners.



© Cornelsen/Martina Theissen

Oktober




A large, blank, cream-colored rectangular area with four horizontal red lines, intended for writing or drawing.




© Cornelsen/Martina Theissen

September



A large, blank, cream-colored rectangular area with four horizontal yellow lines, intended for writing or drawing.



© Cornelsen/Martina Theissen

Dezember



A large yellow rectangular area with four horizontal red lines, intended for writing.

© Cornelsen/Martina Theissen



November

A large light purple rectangular area with four horizontal purple lines, intended for writing. It has small circular icons in the corners: a triangle in the top-left, a square in the top-right, and a circle in the bottom-right.



© Cornelsen/Martina Theissen

