

Being a good dinner guest

Eine Schulbuchseite,
viele Materialien,
richtig guter Unterricht

**Gratis-
Material-
paket**

Dinner's ready!

Ein Abendessen bei Freunden in Großbritannien: Begleiten Sie Fred zu seiner Freundin Simone und erfahren Sie, welche Dos and Don'ts gelten. Schauen Sie mit Ihrer Klasse das Video und diskutieren Sie anschließend darüber, welche Regeln Ihre Lernenden wichtig finden und welche nicht?

Passend zu dieser lebhaften Unterrichtseinheit gibt es eine ganze Reihe neuer Vokabeln, nützlicher Redewendungen und hilfreicher Unterrichtsmaterialien für die Jahrgangsstufe 7 aus *Access*, Allgemeine Ausgabe 2022, Band 3.

Alles, was Sie für die Planung und Durchführung benötigen, finden Sie nachfolgend in diesem Download.

- Die zugehörigen Medien und ergänzenden digitalen Inhalte sind gratis verfügbar in der *Cornelsen Lernen App* oder auf [lernen.cornelsen.de](https://www.lernen.cornelsen.de)
- Alle Materialien vereint in einem Produkt finden Sie im *Unterrichtsmanger Plus*.

Materialien in diesem Download		Im Unterrichtsmanager Plus
1 Seite	Unit 3c, Being a good dinner guest Schulbuch, Seite 99	1
1 Seite	Unit 3c, Being a good dinner guest in der Lehrkräftefassung Schulbuch, Seite 99	2
2 Seiten	Handreichungen für den Unterricht zu Schulbuch, Seite 99	3
3 Seiten	Video-Transkript	4
1 Seite	Wordbank aus dem Workbook (Useful phrases for the dinner table)	5

Medien und ergänzende digitale Inhalte		Im Unterrichtsmanager Plus
Im Unterrichtsmanager und im Materialpaket* zum Schulbuch	Video: Being a good dinner guest	6
	Digital help zu My task Example phrases, Words	7
	Digital quiz I can be polite at meal times	8

* Gratis verfügbar in der *Cornelsen Lernen App* oder auf lernen.cornelsen.de

The screenshot displays the 'Unterrichtsmanager Plus' interface. The main content area shows a lesson page for 'Being a good dinner guest' (Unit 3c) with sections for 'Mealtimes rules', 'Just good manners', and 'Thinking about language'. A sidebar on the left lists various digital resources, each with a red circle indicating its location in the interface:

- Digital help:**
 - I need example phrases. (S. 99 | Text / HTML | Digital help) - 7
 - I need words. (S. 99 | Text / HTML | Digital help) - 7
- Digital quiz:**
 - I can be polite at mealtimes. (S. 99 | Interaktive Übung | Digital quiz) - 8
- Handreichung:**
 - Handreichungen zu S. 99 (S. 99 | Text / PDF | Handreichung) - 3
 - Handreichungen zu S. 99 (S. 99 | Text / PDF | Handreichung) - 3
- Medien zum Schulbuch:**
 - Medien zum Schulbuch Audio-Trans... (S. 78-104 | Text / PDF | Medien zum Schul...) - 6
 - Medien zum Workbook Audio-Trans... (S. 78-104 | Text / PDF | Medien zum Schul...) - 4
 - Being a good dinner guest (Video 18, S. 99 | Video | Medien zum Schulbuch) - 6
 - Medien zum Schulbuch Video-Trans... (S. 99 | Text / PDF | Medien zum Schulbuch) - 4
- Workbook:**
 - Wordbank 6 (S. 99 | Text / PDF | Workbook) - 5

The main lesson page includes a video player for 'Being a good dinner guest' and a 'My task' section. The interface also features a top navigation bar with 'Start', 'E-Book', 'Materialien', 'Planungen', and 'Kurse', and a bottom toolbar with various icons for navigation and editing.

Alle Materialien passend zur Seite im Buch – mit einem Klick im Unterrichtsmanager Plus
Der *Unterrichtsmanager Plus* vereint diese und viele weitere Materialien in einem Produkt und erleichtert Ihre Unterrichtsplanung und -durchführung.

Den Unterrichtsmanager Plus können Sie 90 Tage unverbindlich testen mit dem Gratis-Testzugang!
Das gesamte Programm von Access auf einen Blick:
crnl.sn/uma-access

Das digitale Plus zum Schulbuch und Workbook

Arbeiten mit der Cornelsen Lernen App



Neu bei Access ist der hybride Ansatz – das heißt, Sie finden im Schulbuch und Workbook zahlreiche Hinweise auf digitale Angebote, die Ihre Schülerinnen und Schüler ganz einfach über die *Cornelsen Lernen App* und auf *lernen.cornelsen.de* bzw. über das E-Book abrufen können. Als Lehrkraft erhalten Sie die Inhalte zusätzlich im *Unterrichtsmanger Plus*.

Digital help

Extra-Unterstützung und Hilfen zu den Aufgaben im Buch – mit motivierenden Audios und Videos zum besseren Verstehen des Unterrichtsstoffes und für mehr Autonomie beim Lernen und Üben.

Digital quiz

Spielerischer Abschluss eines Abschnitts und sofortiges Überprüfen des Gelernten – mit Lernfortschrittsanzeige und Belohnungssystem. Lernspaß und Motivation inklusive!

Digital checkpoint

Die digitale Alternative zum Checkpoint – zum Rekapitulieren der erworbenen Kompetenzen und für mehr Überblick über die individuellen Lernstände am Ende einer jeden Unit.

Gleich ausprobieren!

1. Download der Cornelsen Lernen App



2. Materialpaket auswählen



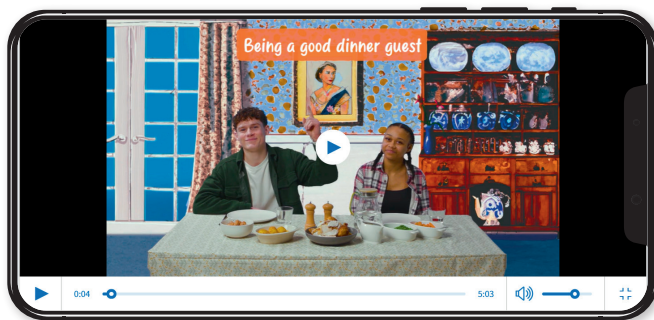
3. Digitale Inhalte erleben



Mit dem Hybridkonzept von *Access* haben auch Lernende leichten Zugriff auf alle digitalen Materialien in der *Cornelsen Lernen App*.
Gleich ausprobieren!



Zu „Being a good dinner guest“ sind diese digitalen Ergänzungen in der *Cornelsen Lernen App* gratis verfügbar.



6 Video

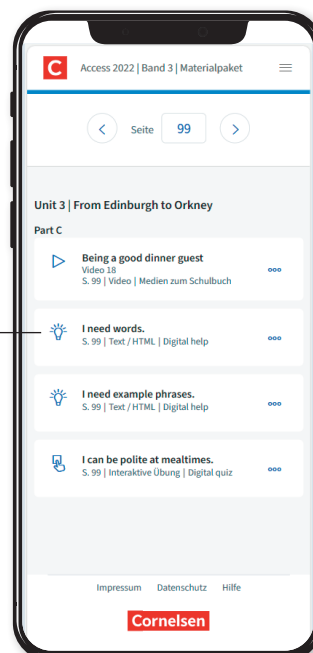
I need words.
S. 99 | Text / HTML | Digital help

You can use these words:

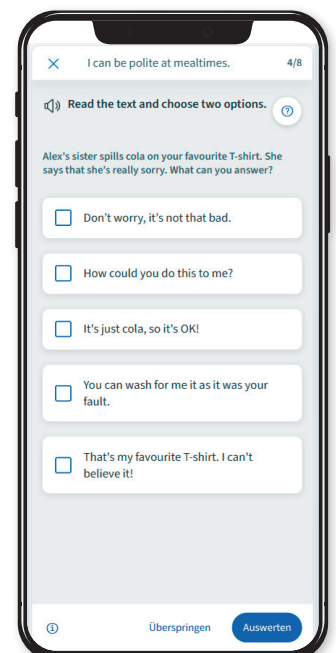
apology: Entschuldigung
fault: Schuld
good manners: gutes Benehmen

nouns
guest: Gast
host: Gastgeber/in
rule: Regel
(to) **apologize:** sich entschuldigen
(to) **be allowed to:** dürfen
(to) **behave:** sich verhalten

7 Digital help:
I need words



Materialübersicht zu Seite 99



8 Digital quiz


Being a good dinner guest

1 Mealtime rules

Describe mealtime rules you know. They can be rules at your home or rules at other peoples' homes.


- *At my house, we aren't allowed to watch TV at dinner time.*
- *At my grandpa's house, we have to wait until everyone is at the table before we start.*
- *I'm not allowed to speak with my mouth full.*
- *My mum always says that we have to ...*

2 Just good manners

-  a) Watch the video and take notes on the six rules for being a good dinner guest.
- b) Use your notes to describe the six rules in your own words.
- c) Say what you think of two or three of the rules and explain your opinions.

I think rule 1/2/... is good/strange/silly because ...

3 Thinking about language

-  a) Watch the video again. This time, note down useful phrases which Fred uses when he's a guest in Simone's home.
- Just a very small helping ...*
I'm afraid I couldn't ...
- b) Say which phrases from a) you can use in these situations.
- 1 Your host offers you some more food.
 - 2 You enjoyed your meal a lot.
 - 3 You think it's time to go home.
- c) Describe other situations a guest might be in. Write down polite phrases they could use.


My host spills water on my shirt:
– *"Don't worry, it isn't really wet."*
– *"Sorry, it was my fault."*

Cultures

Good manners are important everywhere, but people's ideas about manners can be different from country to country. When you visit another country, you should find out how you should behave as a guest in someone's home, especially when they invite you for a meal.



My task

-  a) In groups of 3 or 4, prepare a dinner scene in which you play dinner guests and a host. Each guest should break one or two of the rules you learned in 2. Use as many phrases from 3 as you can in your scene.

- b) Watch your classmates' scenes. At the end, say which guests broke which rules.

[▶ Digital help](#) 


Being a good dinner guest

1 Mealtime rules

Describe mealtime rules you know. They can be rules at your home or rules at other peoples' homes.


- *At my house, we aren't allowed to watch TV at dinner time.*
- *At my grandpa's house, we have to wait until everyone is at the table before we start.*
- *I'm not allowed to speak with my mouth full.*
- *My mum always says that we have to ...*

2 Just good manners

-  **a)** Watch the video and take notes on the six rules for being a good dinner guest.
▶ 05:03
- b)** Use your notes to describe the six rules in your own words.
- c)** Say what you think of two or three of the rules and explain your opinions.

I think rule 1/2/... is good/strange/silly because ...

3 Thinking about language

-  **a)** Watch the video again. This time, note down useful phrases which Fred uses when he's a guest in Simone's home.
▶ 05:03

Just a very small helping ...
I'm afraid I couldn't ...

- b)** Say which phrases from **a)** you can use in these situations.

- 1 Your **host** offers you some more food.
- 2 You enjoyed your meal a lot.
- 3 You think it's time to go home.

- c)** Describe other situations a guest might be in. Write down polite phrases they could use.

*My host **spills** water on my shirt:*
– *"Don't worry, it isn't really wet."*
– *"Sorry, it was my fault."*

... helping of [x] for me, please. • I'm afraid I couldn't manage another bite. • I hope I'm not too early. • Those [x] look delicious! • Could you pass me the [x], please? • I'd love to but I couldn't. • I suppose I should get ready to go. Thanks for a lovely evening! • ...


Cultures

Good manners are important everywhere, but people's ideas about manners can be different from country to country. When you visit another country, you should find out how you should behave as a guest in someone's home, especially when they invite you for a meal.



1 I'm afraid I couldn't manage another bite. • I'd love to but I couldn't. • ...
2 Oh, it was / they were delicious! • ...
3 I suppose I should get ready to go. Thanks for a lovely evening! • ...

My task

-  **a)** In groups of 3 or 4, prepare a dinner scene in which you play dinner guests and a host. Each guest should break one or two of the rules you learned in **2**. Use as many phrases from **3** as you can in your scene.

- b)** Watch your classmates' scenes. At the end, say which guests broke which rules.

▶ Digital help 

SB-Seite 99

1 Mealtime rules, SB-Seite 99

NEUER WORTSCHATZ

host · (to) spill sth.

EINSTIEG

Szenisches Spiel: L deckt pantomimisch einen Esstisch (z.B. Tischdecke, zwei Teller, Besteck) und verteilt Karten mit Anweisungen an einzelne S (z. B. Put your feet on the table. / Speak with your mouth full.). Diese stellen die Anweisungen pantomimisch dar. L leitet anschließend zur Aufgabe über.

Alternative

L erstellt (digitale) Umfrage (z.B. mit Mentimeter), was ein *good dinner guest* tut bzw. nicht tut.

ERARBEITUNG

Die S tauschen sich mündlich in PA aus.

Alternative

Die S schreiben eigene Liste in EA.

MUSTERLÖSUNG

- At my house, we aren't allowed to watch TV at dinner time.
- At my grandpa's house, we have to wait until everyone is at the table before we start.
- I'm not allowed to speak with my mouth full.
- My mum always says that we have to drink water, not cola, at the table.

AUSWERTUNG

Im Plenum.

2 Just good manners, SB-Seite 99

EINSTIEG

Gemeinsames Lesen der *Cultures*-Box. Die S berichten ggf. von eigenen Erfahrungen.

ERARBEITUNG

a)  Gemäß SB schriftlich in EA.

 18, Dauer: 05:03

LÖSUNG

Arrive 10-15 minutes later than the time the host said and bring a small gift. · Turn off, or ignore, your phone during the meal. · Be polite if there is some food you don't like. And say something nice about something you do like! · Don't reach across the table. Ask for help. · Be polite when you have eaten enough food. · Be polite when you are ready to leave.

ERARBEITUNG

b) Mündlich in PA.

MUSTERLÖSUNG

Rule 1 is that you shouldn't come right on time. Come a little later, and bring some flowers with you. Rule 2 is about using your phone. It's best to turn it off during the dinner. Rule 3 says you shouldn't be too direct if you don't like something. Just ask for a little portion, and talk about what you do like. Rule 4 means you must ask for help if you need something far away on the table. The 5th rule says that you needs to use polite language when you don't want any more food. It's similar to rule 6, which says you mustn't be rude when you are ready to go home.

ERARBEITUNG/AUSWERTUNG

c) Mündlich in PA. Anschließend Auswertung im Plenum.

MUSTERLÖSUNG

I think rule 1 is strange because if the host gives you a time, that should be the correct time to arrive. I think rule 2 is good, because it's really rude to use your phone at the table.

Thinking about language, SB-Seite 99

ERARBEITUNG

a)  Gemäß SB schriftlich in EA.

 18, Dauer: 05:03

MUSTERLÖSUNG

I hope I'm not too early. • Just a very small helping of [x] for me, please. • Those [x] look delicious! • Could you pass me the [x], please? • Oh, they were delicious. But I'm afraid I couldn't manage another bite. • I'd love to, but I couldn't. • Oh my goodness ... time has flown. • I suppose I should get ready to go. Thanks for a lovely evening!

ERARBEITUNG

b) Die S tauschen sich in PA aus. Anschließend Vergleich im Plenum.

MUSTERLÖSUNG

- 1 "Oh, they were delicious. But I'm afraid I couldn't manage another bite." • "I'd love to, but I couldn't."
- 2 "Oh, they/it was delicious."
- 3 "Oh my goodness ... time has flown." • "I suppose I should get ready to go. Thanks for a lovely evening."

ERARBEITUNG/AUSWERTUNG


c) Gemäß SB in PA. Auswertung im Plenum.

MUSTERLÖSUNG

Guest wants to help clean up after dinner: "Can I assist you in clearing the table?" • "It's really no trouble at all."

My task, SB-Seite 99

ERARBEITUNG

a)  L verweist auf Redemittel aus vorherigen Aufgaben, leitet die Gruppenfindung an und unterstützt die S bei der Ausarbeitung.


ERARBEITUNG/SICHERUNG

b) Die Gruppen stellen ihre Szenen im Plenum vor.

AUSWERTUNG

Das Plenum errät, welche Regeln nicht eingehalten wurden.

▶ DH 

▶ DQ  I can be polite at mealtimes.

▶ FöFo 3.9

▶ Workbook 3, p. 92

S. 99

18 Being a good dinner guest

Fred Hello everyone, I'm Fred – your etiquette expert – and today I'm going to give you a few rules you may find helpful if you get an invitation to a meal in a British home. Pay close attention! Good manners aren't just about following rules. They're about making other people feel comfortable.

Fred So first of all, here's rule number one ... for arriving at your host's home. First things first: Your host might say "Come at seven", but that doesn't mean you should arrive exactly at that time. If you arrive on time your host probably won't be ready. And don't show up empty handed.

Simone Oh hi, Fred. It's great to see you.

Fred Instead, you should arrive a little later than the time – maybe ten to fifteen minutes. And always remember: a small gift is a nice gesture.

Simone Hello, Fred

Fred Hi, Simone, I hope I'm not too early.

Simone Not at all, Fred. It's lovely to see you. Thanks for the flowers!

Fred Now this is rule number two ... for all of you tech-obsessed teens. Your host hasn't invited your phone to dinner, they've invited you!

Simone So have you had an interesting day?

Fred: I'm sorry ... one second.

Fred Sorry ... I just have to answer this.

Fred Instead, if your phone buzzes, just ignore it.

Simone So have you had an interesting day?

Simone What was that?

Fred: Oh, nothing.

Fred Or better still: turn it off before the meal.

- Fred Rule number three is for a situation none of us like. There's something on the table you don't like.
- Simone Would you like some peas, Fred?
- Fred I'm sorry, but I really don't like peas.
- Simone Oh, I'm so sorry. I didn't realize ...
- Fred Try not to say you don't like something. Your host can feel hurt. If your host offers you something and you really don't like it, find a nice way of showing it.
- Simone Would you like some peas, Fred?
- Fred Just a very small helping of peas for me, please.
- Fred And say something nice about something you do like.
- Fred Those carrots looks delicious!
- Simone Thanks, Fred. It's my grandma's recipe.
- Fred Here's rule number four. This rule will help you everywhere, whether you're dining at Buckingham Palace or at your best friend's house. If you need something and it's out of your reach ... never stretch across the table.
- Fred Oh no! I'm so sorry.
- Simone Don't worry about it, Fred.
- Fred Instead, just ask someone for help.
- Fred Sorry, Simone. Could you pass me the water, please?
- Simone Of course. Here you are.
- Fred Let's move on to rule number five ... What do you do if your host offers you a second helping of some food, but you've had enough or maybe you didn't even like it.
- Simone Can you offer you some more carrots, Fred?
- Fred No thanks, Simone. I'm full.
- Simone Are you sure?
- Fred Yes, I'm sure.
- Simone Hmm.

- Fred You can say you've eaten enough, but don't be too direct about it. And stress how much you enjoyed it.
- Simone Can I offer you some more carrots, Fred?
- Fred Oh, they were delicious, Simone. But I'm afraid I couldn't manage another bite.
- Simone Are you sure?
- Fred I'd love to, but I couldn't.
- Simone Well, I'm glad you enjoyed them!
-
- Fred And here's my sixth and final rule. You've finished your meal and it's time to go home, but how do you bring the evening to an end? Don't say suddenly that you have to leave.
- Simone ... and it was such a lovely day.
- Fred I've got to go now, Simone. Thanks for a lovely meal.
- Simone Oh ... really? Yes, it is rather late.
-
- Fred Instead you should talk about the time first and agree that it's late, and then you can say that it's time for you to go.
- Simone ... and it was such a lovely day.
- Fred Yes, it sounds great. Oh my goodness ... time has flown.
- Simone Yes, it is rather late. I hadn't realized that.
- Fred Well, I suppose I should get ready to go. Thanks for a lovely evening.
-
- Fred So ... they're my six rules. I do hope you enjoyed them. And maybe you can think of one more rule to add to the list.

Wordbank 5: Environment

You can live in a more environmentally friendly way if you ...



unplug your devices when they are charged.
[ˌʌnˈplʌɡ]



eat fruit and vegetables that are produced locally.
[prəˈdjuːst ˈləʊkəli]



borrow clothes from friends and lend them yours.
[lend]



do not use plastic packaging or bags.
[ˈplæstɪk ˈpækɪdʒɪŋ]



do not use the car for short trips, e.g. walk or cycle to the shops instead.
[ɪnˈsted]



recycle old batteries.
[ˈbætəri]



do not waste food – eat it!
[weɪst]



upcycle clothes, e.g. repair holes.
[rɪˈpeə]



reuse materials in new ways.
[ˌriːˈjuːz]



tell your parents you don't need a holiday in a foreign country.
[ˈfɒrən]

Wordbank 6: Being a good dinner guest

Here are some useful phrases for the dinner table.



I'm afraid I can't eat that – I have an allergy.
[ˈælədʒi]



Can you pass the salt, please?



May I have another helping of soup? It's delicious.
[ˈhelpɪŋ]



No, thank you. I've eaten enough.



The food was gorgeous.
[ˈɡɔːdʒəs]

Wordbank 7: Friendship

A friend can be ...



a good listener.



very easy-going and relaxed.
[ˌiːzi ˈgəʊɪŋ]



great, but can have a quick/short temper.
[ˈtempə]



very considerate – she/he/... help me when I'm ill.
[kənˈsɪdərət]



We're not talking right now.



We don't always see eye-to-eye.



We always make up after we argue.



We're always there for each other.

Ihr Unterrichtsmanager Plus kann mehr Aufgaben individuell zuweisen

Ein echter Allrounder: Der *Unterrichtsmanager Plus* enthält neben Ihrem digitalen Schulbuch auch alle Lehrkräftematerialien zu Access, Band 3. Ergänzt um hilfreiche Planungstools, vereinfacht er Ihre Unterrichtsvorbereitung enorm. Und nicht nur das: Ab sofort können Sie über die Lernplattform lernen.cornelsen.de Aufgaben aus dem *Unterrichtsmanager Plus* direkt Ihren Lernenden zuweisen.



Unterrichtsmanager Plus – mit Download zur Offline-Nutzung
Inklusive E-Book als Zugabe und Begleitmaterialien auf [cornelsen.de](https://lernen.cornelsen.de)

Neben den Lehrkräftefassungen des Schulbuches hält der *Unterrichtsmanager Plus* viele weitere **Zusatzmaterialien für Sie als Lehrkraft** bereit.

Besonders praktisch:
Alle Materialien sind den Schulbuchseiten zugeordnet.
Wählen Sie einfach zwischen Einzel- oder Kollegiumslizenz.

Das alles enthält der *Unterrichtsmanager Plus*

Schulbuch als E-Book mit Medien	✓	Alle Audios und Videos des Schulbuchs mit Transkripten	✓
Schulbuch Lehrkräftefassung Plus als E-Book	✓	Vorschläge zur Leistungsmessung (inklusive Audios, Transkripte und Lösungen)	✓
Didaktische Kommentare und Kopiervorlagen	✓	Materialsammlung zur Extra-Differenzierung: ca. 200 Kopiervorlagen mit Aufgaben auf bis zu vier Niveaustufen	✓
Digital help, Digital quiz und Digital checkpoint (Inhalte der <i>Cornelsen Lernen App</i> zum Schulbuch)	✓	Lern- und Arbeitsheft für Lernende mit erhöhtem Förderbedarf (Lehrkräftefassung)	✓
Workbook (Arbeitsheft zum Schulbuch)	✓	Lektüre zu allen Ausgaben	✓
Workbook – Lehrkräftefassung mit Audios und Transkripten	✓	Unit Plans (Arbeitspläne für Schülerinnen und Schüler)	✓
		Neu: kostenfreie Vokabeltests / Online-Aufgaben mit allen Vokabeln des Schulbuchs – per Link aus dem <i>Unterrichtsmanager</i> direkt zu unserem Partner <i>phase6</i>	✓

